

## SPECIFICATION SHEET

### SUBJECT

Sentry Semi Cut-Off Wall Pack

### CUSTOMER PROJECT

Project: \_\_\_\_\_  
Type: \_\_\_\_\_  
Cat. No.: \_\_\_\_\_  
Qty: \_\_\_\_\_  
Date: \_\_\_\_\_  
EEL Rep: \_\_\_\_\_



Telephone: 905 415 8878 Fax Number: 905 415 8872 Toll Free Telephone: 855 415 8878 Toll Free Fax: 855 415 8872

### DESCRIPTION

The LED Wall Pack is IP65 rated (with the drain hole plugs on) and offers maximum light output for general purpose areas and security lighting through a classic refractor design. This versatile luminaire is ideal to compliment any design. It is the perfect replacement for traditional HID outdoor wallpacks.

### SPECIFICATION FEATURES

#### Construction

- Heavy duty die-cast aluminum housing
- Casting is sealed with a one-piece gasket to inhibit the entrance of external contaminants
- Module compartment is fully sealed to prevent module damage by water infiltration

#### Finish

- Bronze
- Polyester powder coated

#### Driver and Module Access

- Door is hinged on the side and swings out for easy access during installation and service.

#### Shielding

- Glass Refractor

#### Beam Angle:

- 120°

#### Mounting

- Designed for wall mounting >4 feet from the ground
- Ensure drain holes are facing the ground when installing
- Built-in level to facilitate mounting adjustments
- Fixture Weight:
  - 40W = 7.64lbs/3.46kg
  - 60W = 8.10lbs/3.67kg
  - 90W = 8.72lbs/3.96kg
  - 120W = 9.58lbs/4.35kg

#### Compliance

- IP65 (with drain hole plugs on)
- DLC 5.1 Standard
- Suitable for wet and damp locations
- LED driver is IP65 rated
- UL 1598 Wet Location
- The basic standard used to investigate products that are UL 1598 ("Luminaires") certified, also conforms to CSA-C22.2 No. 250.0 ("Luminaires").

#### Warranty

- 5-Year Warranty (Standard)
- 10-Year Limited Warranty (Optional)

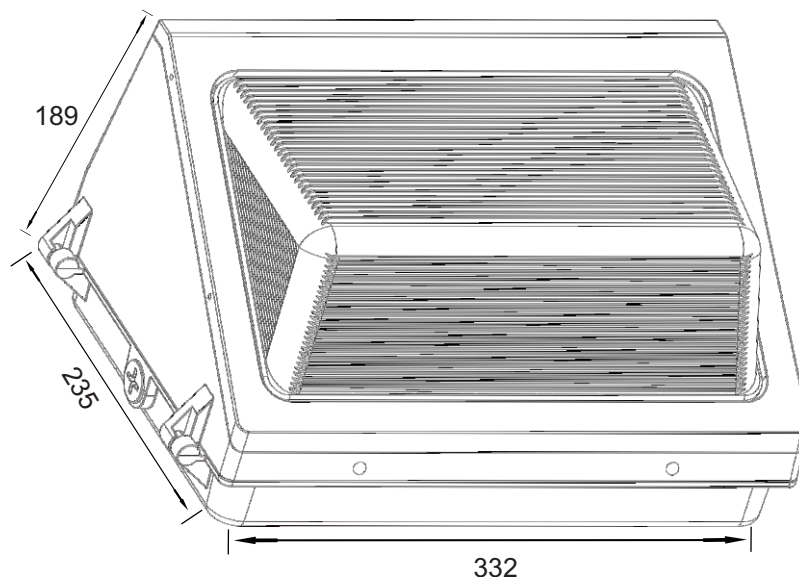


LED  
SENTRY WALL PACK

### SENTRY SERIES

#### LED Semi Cut-Off Wall Pack

Wattage(s)	40W, 60W, 90W, 120W
Voltage	120-277V 120-347V
CCT	4000K, 5000K
Efficacy	130lm/W
Operating Temperature	-40°C to 45°C
CRI	70
Power Factor	0.90
Total Harmonic Distortion	15%
Surge Protection	4kV
Integral Photocell	120-277V (optional)
Dimming	1-10V








































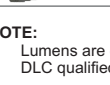




Dimensions  
mm | 332(L) x 235(W) x 189(D)  
inch | 13.1(L) x 9.25(W) x 7.44(D)

...continued

Telephone: 905 415 8878 Fax Number: 905 415 8872 Toll Free Telephone: 855 415 8878 Toll Free Fax: 855 415 8872

## ORDERING CODE, ENERGY AND PERFORMANCE DATA

	Model No.	Delivered Lumens (lm)	Input Watts (W)	Voltage (V)	Colour Temp. (K)	Efficacy (lm/W)	Certification
	<b>WP3224</b> 40W40K-120-277VNS1-10V	4840	40	120-277V	4000K	121	 
	<b>WP3226</b> 40W40K-120-347VNS1-10V	5140	40	120-347V	4000K	129	 
	<b>WP3254</b> 40W50K-120-277VNS1-10V	4920	40	120-277V	5000K	123	 
	<b>WP3256</b> 40W50K-120-347VNS1-10V	5000	40	120-347V	5000K	125	 
	<b>WP3324</b> 60W40K-120-277VNS1-10V	7260	59	120-277V	4000K	121	 
	<b>WP3326</b> 60W40K-120-347VNS1-10V	7440	60	120-347V	4000K	124	 
	<b>WP3354</b> 60W50K-120-277VNS1-10V	7380	60	120-277V	5000K	123	 
	<b>WP3356</b> 60W50K-120-347VNS1-10V	7500	60	120-347V	5000K	125	 
	<b>WP3524</b> 90W40K-120-277VNS1-10V	10890	90	120-277V	4000K	121	 
	<b>WP3526</b> 90W40K-120-347VNS1-10V	11160	90	120-347V	4000K	124	 
	<b>WP3554</b> 90W50K-120-277VNS1-10V	11070	90	120-277V	5000K	123	 
	<b>WP3556</b> 90W50K-120-347VNS1-10V	11250	90	120-347V	5000K	125	 
	<b>WP3726</b> 120W40K-120-347VNS1-10V	14880	120	120-347V	4000K	124	 
	<b>WP3756</b> 120W50K-120-347VNS1-10V	15000	120	120-347V	5000K	125	 

### NOTE:

- Lumens are estimated
- DLC qualified may not apply to all versions within a model. Please check the DLC Qualified Products List at [www.designlights.org](http://www.designlights.org) to confirm which versions are qualified.

### OPTIONAL ACCESSORIES

SPC1032 | Photo Cell for Wall Pack (120-277Vac)

WP3000WG01 | WP3000 Wire Guard 01 (Wall Pack Classic) (zinc plated steel)

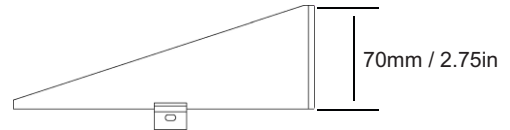
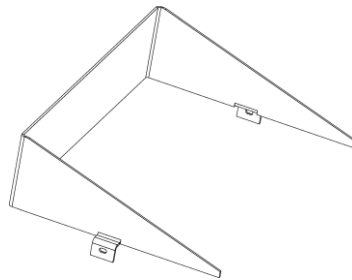
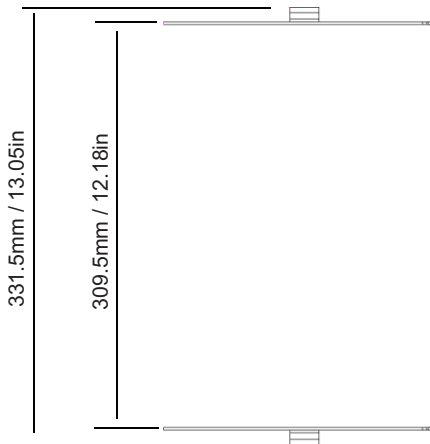
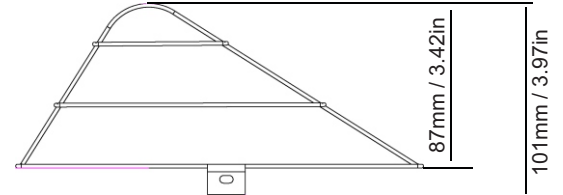
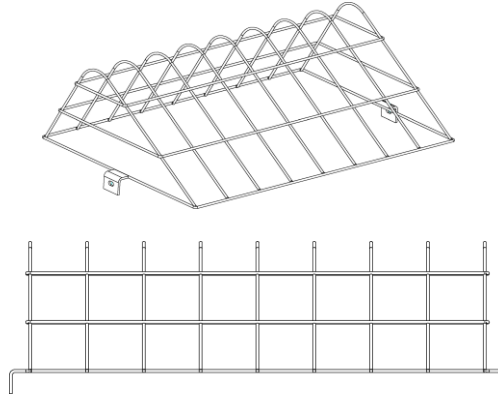
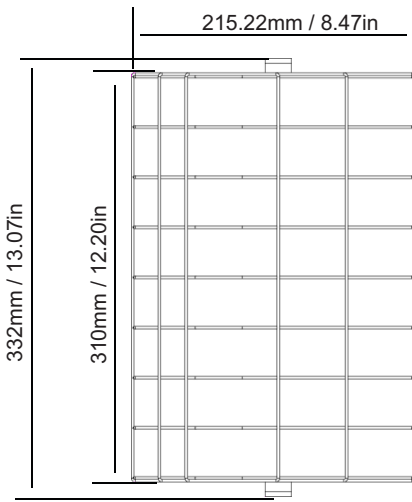
WP3000V01 | WP3000 Visor 01 (Wall Pack Classic)



Default location  
for photocell

...continued

Telephone: 905 415 8878 Fax Number: 905 415 8872 Toll Free Telephone: 855 415 8878 Toll Free Fax: 855 415 8872



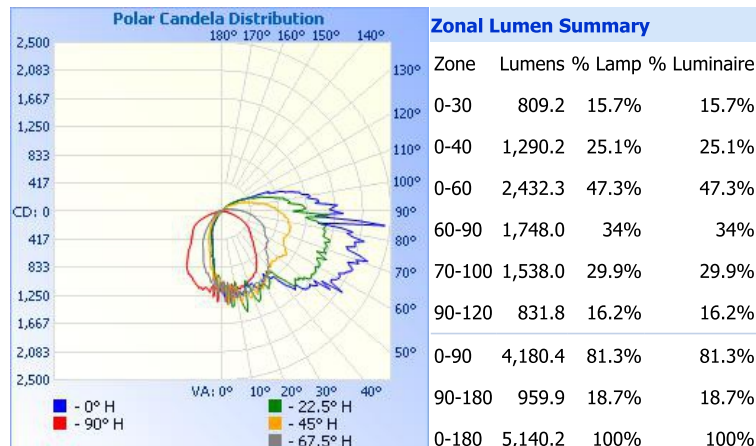
...continued

Telephone: 905 415 8878 Fax Number: 905 415 8872 Toll Free Telephone: 855 415 8878 Toll Free Fax: 855 415 8872

## PHOTOMETRICS

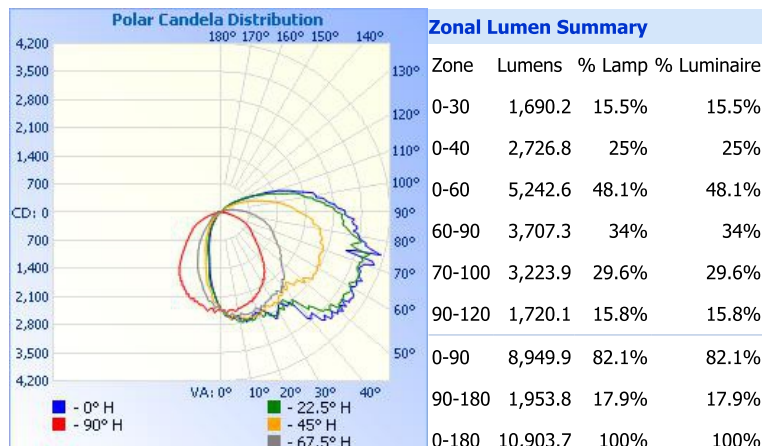
### WP3254

40W50K-120-277VNS1-10V



### WP3554

90W50K-120-277VNS1-10V



### WP3354

60W50K-120-277VNS1-10V

